



# ACCESSIBILITY FLASHCARDS



LEGO, the LEGO logo, the brick and knob configuration, the Minifigure, DUPLO, NINJAGO, and LEGOLAND are trademarks of the LEGO Group. ©2025 The LEGO Group.

# The Hill Train

## The Beggining


Queue access: **Ground level**  
Ride transfer: **Ground level**

### Step Free Ride Access







Ride Access Pass & Wheelchair access at both stations is via the exit. Access via the exit is step free. The Hill Train is a funicular railway with 2 trains which switch stations each cycle. Each train is made up of 3 carriages, which have either single or double rows of benches that face each other. Guests must transfer into the unit with or without assistance from a guardian or carer whilst the train is stationary. Please note: There is a small gap between the platform and train.

The train's middle carriage is wheelchair accessible and allows for wheelchairs to enter the carriage for the duration of the ride. A ramp is available to aid transfer. One person can accompany the wheelchair user in that row. All other guests must use other rows. There are no restraints on this ride. Guests are secured by a locked door at the end of each row. There are no additional sensory elements to this ride.

Upon arrival to the second station, the train will come to a stop and the doors will unlock. Guests will then be able to exit at the platform end opposite to where the booth is. Wheelchair guests will be brought a ramp once other guests have exited the ride. The Hill Train is a one way journey and guests must disembark at the end of each cycle.



### Ride Restrictions

-  Guests under the height of 1.3m must be accompanied by a responsible person at least 16 years of age
-  Shirts and shoes must be worn at all times
-  Guests are required to sit upright with or without the assistance of a guardian or carer
-  Guests must be able to transfer in and out of the ride unit either on their own or with the assistance of their carer
-  No standing at anytime
-  No eating, drinking or smoking

# LEGO® Ferrari Build & Race Bricktopia

Queue access: **Ground level**  
Race table: **Steps**

## Step Free Ride Access

---

Entrance is through the double doors beneath the Build & Race sign, with possible short wait times. The Ride Access Pass does not apply, but the attraction is step-free, and mobility aids are welcome in the queue and throughout.

In the garage, guests can interact with a LEGO® Ferrari Daytona SP3, controlling headlights, hazard lights, and engine sounds via a screen at wheelchair-friendly height. In the main build area, guests can build and race mini cars on accessible tables and tracks, including the Top Speed track, which displays car speed, and the Stunt Ramp, which has four steps (no step-free alternative). The DUPLO® Play Pit offers younger guests a space to create, while the Engine Block Ramp includes a small step with side access for mobility aid users.

Guests can take a photo in front of the LEGOLAND® Ferrari checkerboard (step-free) and race their creations on a digital racetrack at wheelchair-friendly height. Ramps are marked for visibility, and sensory elements like noise, flashing lights, and music are present. To exit, use the automated double doors to the left of the digital racetrack.



## Ride Restrictions

---

 No eating, drinking or smoking

### Step Free Ride Access









---

This attraction is fully accessible and permits wheelchair usage throughout.



### Ride Restrictions

---

-  No eating, drinking or smoking
-  No flotation devices, umbrellas, cameras or loose items
-  No running
-  Do not drink the water
-  No climbing on animals or features
-  Swimwear must be worn at all times
-  A responsible person at least 16 years of age must supervise children under 6 years old
-  Only swimming nappies are permitted

# Fairy Tale Brook

## DUPLO® Valley

Queue access: **Ground level**  
Ride transfer: **Below ground**

### Step Free Ride Access










Ride Access Pass & Wheelchair access is via the Reserve & Ride entrance, which is closest to the DUPLO® Valley Theatre. Please enter this queue line and follow until the merge point where you will join the main queue line to the ride. Ride access is via a slow moving turntable that can be stopped if required. Ride units are boats of two rows and can accommodate up to four people.

Guests will have to transfer with or without assistance into the unit which is at a lower level to the turntable. Please note there is a gap between the turntable and unit. Wheelchairs and mobility aids can be taken onto the turntable and parked next to the boat. Guests need to transfer with or without assistance into the ride unit. The wheelchair or mobility aid would then need to be moved to a suitable location for the duration of the ride cycle.

There are no restraints at Fairy Tale Brook. Please note there is flashing and strobe lighting on the ride. You may also get wet. Guests will exit at the same turntable they entered on. Wheelchairs or mobility aids can be retrieved either by a carer or member of staff. Transfer and exit is on a higher level than the turntable. From there the exit is step free from the ride.



### Ride Restrictions

-  No standing at anytime
-  No umbrellas, cameras or loose items
-  No eating, drinking or smoking
-  No children on laps
-  Maximum of four guests per boat.
-  Guests are required to sit upright with or without the assistance of a guardian or carer
-  Guests must be able to transfer in and out of the ride unit either on their own or with the assistance of their carer
-  Shirts and shoes must be worn at all times
-  Guests under the height of 1.3m must be accompanied by a responsible person at least 16 years of age

### Step Free Ride Access











Ride Access Pass & Wheelchair access is via the Reserve & Ride entrance located to the left hand side of the main entrance for DUPLO® Airport. Access is step free up until the ride unit.

Ride units are helicopters with bench seating. Guests will be required to use two steps to transfer into the ride unit with or without the assistance of a guardian or carer. Wheelchair users or guests with mobility aids can take their devices into the ride area adjacent to the ride unit. Any devices will need to be moved to a suitable position away from the ride unit during the cycle.

Guests are restrained within the unit by one lap bar that can only be secured in one position. There are no additional sensory elements to the ride. However, there are two interactive joysticks that allow guests to control the helicopter's height and rotation. The helicopters do not automatically rise. Exit is to the left of the operator booth which is step free.



### Ride Restrictions

-  No standing at anytime
-  No umbrellas, cameras or loose items
-  No eating, drinking or smoking
-  No children on laps
-  Shirts and shoes must be worn at all times
-  Guests under the height of 1.3m must be accompanied by a responsible person at least 16 years of age
-  Guests must be a minimum height of 90cm to ride
-  Each helicopter accommodates two guests
-  Guests must be able to transfer in and out of the ride unit either on their own or with the assistance of their carer
-  Guests are required to sit upright with or without the assistance of a guardian or carer

### Step Free Ride Access

---

Ride Access Pass & Wheelchair access is via the exit of the ride, located to the left of the main entrance, which is at the top of a short ramp. Access is step free up until the ride unit.











DUPLO® Express is made up of four standard carriages which can hold up to four guests across two benches that sit opposite each other. An additional carriage at the front holds two guests facing forward. Guests will need to transfer into the ride unit with or without the assistance of a guardian or carer, which involves a small step into the ride unit. Wheelchairs and mobility aids can be taken adjacent to the carriage to transfer, and will then need to be stored in a suitable location during the cycle.

There are no restraints on this ride. Guests are secured by a locked door at the end of each row. There are no additional sensory elements to this ride. Once the ride comes to an end, guests exit the same way they entered after the doors are unlocked. Wheelchairs and mobility aids can be retrieved to allow guests to transfer out of the unit. The exit of the ride is step free.



### Ride Restrictions

---

-  No standing at anytime
-  No umbrellas, cameras or loose items
-  No eating, drinking or smoking
-  No children on laps
-  Shirts and shoes must be worn at all times
-  Guests under the height of 90cm must be accompanied by a responsible person at least 16 years of age
-  Each car accommodates up to four guests
-  The front car accommodates two guests, only children are permitted to sit here
-  Guests must be able to transfer in and out of the ride unit either on their own or with the assistance of their carer
-  Guests are required to sit upright with or without the assistance of a guardian or carer

# DUPLO Dino Coaster

## DUPLO® Valley

Queue access: **Stairs**  
Ride transfer: **Ground level**

### Step Free Ride Access













Ride Access Pass users enter via the Reserve & Ride entrance which is the left hand queue line. Guests will need to use the stairs to access the ride. There are 12 steps from the floor to the platform. There is no step free access, however, the ride staff can arrange the use of a stair climber to allow guests to transfer up the exit stairs. Guests will need to transfer into the stair climber with or without assistance of a guardian or carer. A trained member of staff will be on site to operate the stair climber.

Please note: There may be a delay in the trained operator accessing the ride. Wheelchairs should be left in a suitable place during the ride cycle. The DUPLO® Dino Coaster is made up of one train with five rows. Once at platform level guests are required to transfer into the unit over a small step from the left hand side of the train with or without the assistance of a carer.

Guests will be restrained by individual lap bars which will be manually lowered and locked before departure. There are no additional sensory elements to this ride. At the end of the ride cycle, lap bars will be unlocked and can be manually lifted. Guests will then exit the same side they entered. The exit involves ten steps from the platform to exit. However, if the guest used the stairclimber to enter the ride, staff will be there to assist with descent before being reunited with their mobility aid.



### Ride Restrictions

-  No standing at anytime
-  No umbrellas, cameras or loose items
-  No eating, drinking or smoking
-  No children on laps
-  Shirts and shoes must be worn at all times
-  Guests under the height of 1.3m must be accompanied by a responsible person at least 16 years of age
-  Guests must be a minimum height of 90cm to ride
-  Each train accommodates a maximum of five adults
-  Guests must be able to transfer in and out of the ride unit either on their own or with the assistance of their carer
-  Guests are required to sit upright with or without the assistance of a guardian or carer
-  Guests are required to hold on to handles/handrails, lap bars and brace against ride forces
-  This ride is not recommended for guests with; back & neck problems, heart conditions, high blood pressure, broken limbs or pregnant guests



# Drench Towers

## DUPLO® Valley

Queue access: **Ground level**  
Ride transfer: **Ground level**

### Step Free Ride Access
















---

This attraction is fully accessible and permits wheelchair usage throughout.



### Ride Restrictions

---

-  No eating, drinking or smoking
-  No flotation devices, umbrellas, cameras or loose items
-  Swimwear with exposed zips or buckles are not permitted.
-  No children on laps, one person per slide at any time.
-  Do not drink the water
-  A responsible person at least 16 years of age must supervise children under 6 years old
-  Swimwear must be worn at all times
-  Only swimming nappies are permitted
-  Eyeglasses must be securely fitted to riders with headstraps
-  Only water shoes may be worn, no shoes are permitted to be worn in the wet area
-  Each slide has specific accessibility rules. Please ask a waterpark attendant for more information.
-  Blue and yellow slides, guests must be a minimum 1.0m, there is a weight limit of 21 stone.
-  Red and green slide, guests must be a minimum height of 90cm, Adults are not permitted to ride.
-  This ride is not recommended for guests with; back & neck problems, heart conditions, high blood pressure, broken limbs or pregnant guests
-  Wheelchair access is via the Main entrance

# Minifigure Speedway

## Bricktopia

Queue access: **Ground level**  
Ride transfer: **Ground level**

### Step Free Ride Access










The Ride Access Pass & Wheelchair Access are available via the Reserve & Ride entrance on the left of the main entrance. Access to the ride is step-free, with a dedicated merge point before joining the standard queue. A staff member will assign your party to either Team All Stars or Team Legends, and you will watch a video to meet your LEGO® Minifigure Captain before heading to the ride platform.

Wheelchairs and mobility aids can be brought to the loading platform via the exit, where there is a secure storage bay between the two ride carriages. Mobility aids can be placed near the ride for easier transfer, and guests must be able to transfer, with or without assistance. A lap bar is used to secure all guests.

The ride involves fast movement, including forward and backward motion, with additional sensory elements like videos, music, and loud sound effects. After the ride, lap bars automatically release, and guests exit via the central platform. There is a lift for those with mobility aids and a step-free exit via a ramped pathway.



### Ride Restrictions

-  No standing at anytime
-  No umbrellas, cameras or loose items
-  No eating, drinking or smoking
-  No children on laps
-  Shirts and shoes must be worn at all times
-  Each row accommodates up to four guests
-  Guests must be able to transfer in and out of the ride unit either on their own or with the assistance of their carer
-  Guests under the height of 1.3m must be accompanied by a responsible person at least 16 years of age
-  Guests are required to sit upright with or without the assistance of a guardian or carer

# LEGOLAND® Express

## Heartlake City

Queue access: **Ground level**  
Ride transfer: **Ground level**

### Step Free Ride Access










Ride Access Pass & Wheelchair access is via the exit located to the right of the main entrance. The train is made up of carriages that contain rows that accommodate up to four guests per row. To transfer into a carriage guests will need to transfer over a small gap between the train and platform with or without assistance of a carer or guardian.

Wheelchair users can use a carriage at the back of the train which allows guests to remain in their wheelchair during the ride. There is a hinged seat that will be raised, reducing the capacity to one wheelchair user and two accompanying guests. There are no restraints, guests are secured by carriage doors locking throughout the ride.

There are no additional sensory elements to this ride. When the train returns to the station, the doors of the carriages will be unlocked by the driver. Once unlocked, guests will transfer out of the unit the same side that they entered. Guests exit at the end of the platform where Ride Access Pass and Wheelchair guests accessed the ride.



### Ride Restrictions

-  No standing at anytime
-  No umbrellas, cameras or loose items
-  No eating, drinking or smoking
-  No children on laps
-  Shirts and shoes must be worn at all times
-  Each row accommodates up to four guests
-  Guests must be able to transfer in and out of the ride unit either on their own or with the assistance of their carer
-  Guests under the height of 1.3m must be accompanied by a responsible person at least 16 years of age
-  Guests are required to sit upright with or without the assistance of a guardian or carer

# Autumn's Riding Adventure

## Heartlake City

Queue access: **Lift**  
Ride transfer: **Ground level**

### Step Free Ride Access












Ride Access Pass users should use the left-hand queue (Reserve & Ride Entrance). There are 9 steps from the queue to the ride platform. The wheelchair entrance is to the left of the main entrance, with a lift available. Speak to a ride attendant at the Reserve & Ride queue for assistance. The lift door can be unlocked using the call button on the panel.

The ride consists of individual horses on a metal disc. Guests will transfer onto a raised platform through a green barrier, with one small step onto the ride. Wheelchairs and mobility aids can be taken to the entrance, but guests must transfer onto the unit, with or without assistance. No additional sensory elements are included.

Guests are restrained by a back restraint that rises from behind the horse. Those with a torso measurement over 51 inches may not be able to ride. To brace against ride forces, guests should hold the handles. At the end of the cycle, restraints will automatically lift, and guests will exit to the right of the disc, following 9 steps. If a wheelchair lift was used, guests will return to their mobility aids and exit via the lift.



### Ride Restrictions

-  No standing at anytime, feet must remain on the disk at all times
-  No umbrellas, cameras or loose items
-  No eating, drinking or smoking
-  Guests are required to hold on to handles/handrails, lap bars and brace against ride forces
-  Guests must be secured in the seat, this may not be possible for those with chest measurements larger than 51 inches
-  Shirts and shoes must be worn at all times
-  Each seat accommodates one guest.
-  Guests must be a minimum height of 1.2m to ride
-  Guests must be able to transfer in and out of the ride unit either on their own or with the assistance of their carer
-  Guests are required to hold themselves upright without assistance for the duration of the ride
-  This ride is not recommended for guests with; back & neck problems, heart conditions, high blood pressure, broken limbs or pregnant guests

# Laser Raiders

## Kingdom of the Pharaohs

Queue access: **Ground level**  
Ride transfer: **Ground level**

### Step Free Ride Access












Ride Access Pass and wheelchair users enter via the Reserve & Ride entrance (right of the main queue). The step-free queue merges with the main line and crosses the LEGOLAND® Express track. Access to the ride is step-free, with a wider entrance available upon request.

Ride units consist of a car with two rows, seating two guests per row. Guests step into the stationary unit to transfer, and wheelchairs must be removed to a designated area during the ride. Lap bars secure guests, who should brace against ride forces. The ride features sensory elements, including darkness, flashing lights, and strobe effects, as well as interactive laser guns for scoring points by hitting targets.

At the end, lap bars raise automatically for transfer. Guests step out on the same side and follow the step-free exit pathway. Specialist cars are unlocked, and devices are brought to assist with transfers.



### Ride Restrictions

-  No standing at anytime
-  No umbrellas, cameras or loose items
-  No eating, drinking or smoking
-  No children on laps
-  Guests are required to hold on to handles/handrails, lap bars and brace against ride forces
-  Shirts and shoes must be worn at all times
-  Each car accommodates up to four guests.
-  Guests must be a minimum height of 0.9cm to ride
-  Guests must be able to transfer in and out of the ride unit either on their own or with the assistance of their carer
-  Guests are required to hold themselves upright without assistance for the duration of the ride
-  This ride is not recommended for guests with; back & neck problems, heart conditions, high blood pressure, broken limbs or pregnant guests

# Scarab Bouncers

## Kingdom of the Pharaohs

Queue access: **Ground level**  
Ride transfer: **Ground level**











### Step Free Ride Access

Ride Access Pass and Wheelchair Access is via the ride exit located to the right of the ride when looking from inside the building. Access to the ride is step free. The two towers are made up of individual seats. Guests will need to transfer into the raised seat with or without the assistance of a guardian or carer. Wheelchairs can be brought into the ride area, adjacent to the ride unit. Once transferred, the wheelchair will need to be moved to a suitable location.

Guests are restrained by one lap bar that will cover the entire ride unit. This is lowered by staff members and sits in a fixed position. The ride's nature requires guests to be able to sit upright for the duration and brace against ride forces using the lap bar. There are no additional sensory elements to the ride. When the ride comes to an end, the lap bar will be unlocked and lifted. Guests will exit the same way they entered, transferring down out of the unit.



### Ride Restrictions

-  No standing at anytime
-  No umbrellas, cameras or loose items
-  No eating, drinking or smoking
-  No children on laps
-  Guests are required to hold on to handles/handrills, lap bars and brace against ride forces
-  Shirts and shoes must be worn at all times
-  Guests must be a minimum height of 0.9cm to ride
-  Guests must be able to transfer in and out of the ride unit either on their own or with the assistance of their carer
-  Guests are required to hold themselves upright without assistance for the duration of the ride
-  This ride is not recommended for guests with; back & neck problems, heart conditions, high blood pressure, broken limbs or pregnant guests

# Thunder Blazer

## Kingdom of the Pharaohs

Queue access: **Ground level**

Ride transfer: **Ground level**












### Step Free Ride Access

Ride Access Pass & Wheelchair access is via the Reserve & Ride entrance located to the left of the main entrance. Access to the ride is step free. The ride units are hanging seats. Guests will need to transfer into the unit that is suspended in the air with or without the assistance of a guardian or carer. Wheelchairs or mobility units can be brought adjacent to the unit to transfer. Guests are restrained in the unit by a metal bar that sits above their waist and is then locked on a chain connected to the seat between the guests legs. Guests should brace against ride forces.

There are no additional sensory elements to the ride. Guests will return to the same location upon ride cycle end. Guests can unlock their own lap bar, or a guardian/ carer can enter the ride area to assist. Wheelchairs or mobility aids can return to the ride area to assist with ride exit. The exit is to the right of the unit and step free.



### Ride Restrictions

-  No standing at anytime
-  No umbrellas, cameras or loose items
-  No eating, drinking or smoking
-  No children on laps
-  Each chair accommodates one guest
-  Guests are required to hold on to handles/handrails, lap bars and brace against ride forces
-  Shirts and shoes must be worn at all times
-  Guests must be a minimum height of 0.9cm to ride
-  Guests must be able to transfer in and out of the ride unit either on their own or with the assistance of their carer
-  Guests are required to hold themselves upright without assistance for the duration of the ride
-  This ride is not recommended for guests with; back & neck problems, heart conditions, high blood pressure, broken limbs or pregnant guests

# Desert Chase

## Kingdom of the Pharaohs

Queue access: **Ground level**  
Ride transfer: **Ground level**

### Step Free Ride Access

Ride Access Pass & Wheelchair access is via the exit located to the left of the main entrance. There is no step free access as the ride sits on a raised platform. Please note: There is one small step from the floor to the ride. Guests can bring any wheelchair or mobility aids closest to the desired ride unit to aid transfer.

If a guest is under 1.1 meters, an adult should stand next to them for the duration of the ride. If the guest under 1.1 meters is in a spinning cup, an adult should sit with them. Guests will be restrained with seatbelts if on a horse. These must be worn by everyone seated on the horse, including adults. The two types of horses have different motion, and guests are advised to watch the ride prior to boarding.

The spinning cup motion is guest controlled. The shell may rock. There are no additional sensory elements to this ride. Once the ride comes to a complete stop, they will need to transfer down off the ride platform and guests can move wheelchairs and mobility aids back into the ride area to aid exit.



### Ride Restrictions

- No umbrellas, cameras or loose items
- No eating, drinking or smoking
- No children on laps
- Shirts and shoes must be worn at all times
- Maximum of one guest per horse
- Guests under the height of 1.1m must be accompanied by a responsible person at least 16 years of age
- Maximum four guests per teacup and rocking carriage
- Guests must be able to transfer in and out of the ride unit either on their own or with the assistance of their carer
- Guests are required to hold themselves upright without assistance for the duration of the ride



### Step Free Ride Access












Ride Access Pass & Wheelchair access is via the exit located to the right of the main entrance. Access to the ride is step free. The ride units are 8 gondolas held on ferris wheel arms. Guests transfer with or without the assistance of a guardian or carer into the unit from the same level as the loading area. Please note there is a small gap between the platform and units.

There is a wheelchair accessible gondola that allows guests to remain in their wheelchair for the duration of the ride. Guests transfer in using a metal ramp that bridges the gap between the platform and unit. The wheelchair sits in the centre of the gondola. There are no restraints on the ride. There are no additional sensory elements to the ride.

Guests return to the same location. They will need to transfer out of their unit over the small gap with or without assistance, and then exit left to where they entered which is step free. Guests who have remained in their wheelchair will have the ramp brought to them to transfer out. Guests are secured by the doors at the front of each unit.



### Ride Restrictions

-  No standing at anytime
-  No umbrellas, cameras or loose items
-  No eating, drinking or smoking
-  No children on laps
-  Shirts and shoes must be worn at all times
-  Guests under the height of 1.3m must be accompanied by a responsible person at least 16 years of age
-  Each gondola accomodates seven guests, maximum of five adults per gondola.
-  There must be a minimum of two guests per gondola.
-  Guests must be able to transfer in and out of the ride unit either on their own or with the assistance of their carer
-  Guests are required to hold themselves upright without assistance for the duration of the ride
-  This ride is not recommended for guests with; back & neck problems, heart conditions, high blood pressure, broken limbs or pregnant guests

### Step Free Ride Access














Ride Access Pass & Wheelchair access is via the left-hand Reserve & Ride entrance, with step-free access. The queue leads to a teaching area where guests learn to operate their car before entering the ride. Access involves 1 small step. Wheelchairs can be brought into the ride area but should be moved to a suitable location once guests transfer into the car.

The ride features single-seated cars. Guests must transfer with or without assistance, stepping or being lifted over the side of the car. Wheelchairs can be placed adjacent to the car to assist. Guests must sit upright without assistance for the ride duration. A seatbelt will be secured by a guardian or carer before the ride begins. If using a RED Ride Access Pass, guardians do not need to ride with the guest.

LEGO City Driving School is self-controlled; guests use 2 pedals to start and stop the car. Staff are present on the track throughout the ride. At the end, guests exit via a small step and head to the photo booth area. Guardians can return to assist with exit and bring wheelchairs or mobility aids.



### Ride Restrictions

-  No standing at anytime
-  No umbrellas, cameras or loose items
-  No eating, drinking or smoking
-  No bumping of the cars
-  Not suitable for guests over the age of 13 years old.
-  Guests must be a minimum height of 1.1m to ride
-  The maximum height for this ride is 1.5m
-  Shirts and shoes must be worn at all times
-  Each car accommodates one guest
-  Guests must be able to transfer in and out of the ride unit either on their own or with the assistance of their carer
-  Guests are required to hold themselves upright without assistance for the duration of the ride
-  Guests are required to press the foot pedal and steer the car
-  This ride is not recommended for guests with; back & neck problems, heart conditions, high blood pressure, broken limbs or pregnant guests

### Step Free Ride Access













The Ride Access Pass entrance is via the Reserve & Ride entrance (right-hand queue). Wheelchair access is through the ride exit on the right. If the Reserve & Ride entrance is not in use, please use the ride exit. Note: The entrance is not step-free, with 23 steps to the platform. Speak to staff for alternative access if needed. There are no additional sensory elements on this ride.

The ride units are boats with one bench for up to 3 guests. Access is via 3 channels. Boats will be stabilized during loading but may still rock. Wheelchairs are brought alongside the boat on the exit platform, and guests must transfer into the boat with or without assistance. Wheelchairs or mobility aids will be stored for the ride duration.

Guests may get wet. Coastguard HQ is an interactive, self-controlled ride where guests press a pedal and use a steering wheel to navigate. Staff are in the water to assist if needed. Upon returning, steer to the right channel for a step-free exit. Guests must transfer out of the boat once stabilized. Wheelchairs or mobility aids can be brought back to the platform. No restraints are used on this ride.



### Ride Restrictions

-  No standing at anytime
-  No umbrellas, cameras or loose items
-  No eating, drinking or smoking
-  No bumping of the boats
-  Guests under the height of 1.3m must be accompanied by a responsible person at least 16 years of age.
-  Shirts and shoes must be worn at all times
-  Each boat accommodates a minimum of two guests and a maximum of three guests, maximum of two adults.
-  Guests must be able to transfer in and out of the ride unit either on their own or with the assistance of their carer
-  No single riders
-  Guests are required to hold themselves upright without assistance for the duration of the ride
-  Guests are required to press the foot pedal and steer the boat
-  This ride is not recommended for guests with; back & neck problems, heart conditions, high blood pressure, broken limbs or pregnant guests

## Step Free Ride Access

Ride Access Pass & Wheelchair access is via the exit. Please note there is a small step down from the exit to the ride area and then a step up into the teaching area where instruction on driving will be given. Wheelchairs can be taken into the ride and teaching areas.

Ride units are single seat cars. Guests will need to transfer in with or without the assistance of a guardian or carer. Transferring into the unit involves stepping or being lifted over the side of the car. Wheelchairs or mobility aids can be brought into the ride area. Once transferred into the car, the device should be removed and stored in a suitable location for the duration of the ride. Guests are restrained by a seat belt that sits across their waist.

There are no additional sensory elements. The ride is self controlled and guests are required to use 1 pedal to start their car. Staff are located around the course for the duration of the ride. At the end of the ride cycle, cars will come to a stop and guests will be required to head to the exit area. Guardians and carers will be allowed back onto the course to assist with exit and can bring wheelchairs and mobility aids with them. There is 1 small step towards the exit.



## Ride Restrictions

- No standing at anytime
- No umbrellas, cameras or loose items
- No eating, drinking or smoking
- No bumping of the cars
- Guests must be a minimum height of 90cm to ride
- The maximum height for this ride is 1.1m
- Shirts and shoes must be worn at all times
- Each car accommodates one guest
- Guests must be able to transfer in and out of the ride unit either on their own or with the assistance of their carer
- Guests are required to hold themselves upright without assistance for the duration of the ride
- Guests are required to press the foot pedal and steer the car
- This ride is not recommended for guests with; back & neck problems, heart conditions, high blood pressure, broken limbs or pregnant guests

### Step Free Ride Access

---

Ride Access Pass and wheelchair users enter via the Reserve & Ride entrance (left-hand queue). Access is step-free. Ride units are gondolas with two benches facing each other, accommodating up to four guests. The unit remains stationary during loading.









Guests must transfer up a step into the gondola, assisted by a carer if needed. The entrance is narrow, but wheelchairs or mobility aids can be parked adjacent to the unit for easier transfer and then moved to a suitable location. A metal lap bar is secured and locked by the unit door.

During the ride, gondolas elevate, and guests can raise them further by pulling a noise-making rope. Releasing the rope lowers the gondola to the standard height. At the end of the cycle, gondolas return to the ground, and staff unlock the doors. Mobility aids can be retrieved before exiting to the right of the booth.



### Ride Restrictions

---

-  No standing at anytime
-  No umbrellas, cameras or loose items
-  No eating, drinking or smoking
-  No children on laps
-  Shirts and shoes must be worn at all times
-  Each gondola accommodates up to four guests
-  Guests must be able to transfer in and out of the ride unit either on their own or with the assistance of their carer
-  Guests under the height of 1.3m must be accompanied by a responsible person at least 16 years of age  
Guests are required to sit upright with or without the assistance of a guardian or carer

### Step Free Ride Access











Ride Access Pass & Wheelchair access is via the Reserve & Ride Entrance which is located opposite Balloon School and the opposite side of the ride to the main entrance. Access to the pre-load area is step free. The ride units are fire trucks that accommodate up to 4 guests. There is a minimum of 2 guests and maximum of 2 adults. Guests begin in a pre-load area behind flush gates to their assigned fire truck. Wheelchairs and mobility aids can be bought into the ride area.

Ride Access Pass & Wheelchair access is via the Reserve & Ride Entrance which is located opposite Balloon School and the opposite side of the ride to the main entrance. Access to the pre-load area is step free. The ride units are fire trucks that accommodate up to 4 guests. There is a minimum of 2 guests and maximum of 2 adults. Guests begin in a pre-load area behind flush gates to their assigned fire truck. Wheelchairs and mobility aids can be bought into the ride area.

Ride Access Pass & Wheelchair access is via the Reserve & Ride Entrance which is located opposite Balloon School and the opposite side of the ride to the main entrance. Access to the pre-load area is step free.



### Ride Restrictions

-  No umbrellas, cameras or loose items
-  No eating, drinking or smoking
-  No children on laps
-  Guests must be a minimum height of 90cm to ride
-  Shirts and shoes must be worn at all times
-  Each truck accommodates four guests, minimum of two guests per vehicle to allow operation.
-  Guests must be able to transfer in and out of the ride unit either on their own or with the assistance of their carer
-  Guests under the height of 1.3m must be accompanied by a responsible person at least 16 years of age
-  Guests are required to sit upright with or without the assistance of a guardian or carer
-  This ride is not recommended for guests with; back & neck problems, heart conditions, high blood pressure, broken limbs or pregnant guests

# LEGO® City

## Deep Sea Adventure

# LEGO® City

Queue access: **Ground level**  
Ride transfer: **Below ground**

### Step Free Ride Access

---

Ride Access Pass & Wheelchair access is via the right-hand queue line at the main entrance. Access to the platform is step-free. The ride unit is a submarine with seating for up to 14 guests. There are 6 small steps to enter each submarine. Small mobility aids like crutches and walking sticks are allowed.

One submarine has a built-in stair lift for non-ambulant guests. Guests can transfer into the stair lift chair at the boarding point, be lowered into the submarine with assistance, and remain in the lift for the duration of the ride. Wheelchairs are left on the platform and returned at the end. This is a slow ride with no significant forces.

Guests are secured by a locked door and must remain seated. The ride may not be suitable for guests with claustrophobia. Guests unsure about the ride can view the submarine before boarding. At the end, the door will open automatically, and guests will exit to the platform. Those using the stair lift will be assisted to their wheelchairs. The rest of the exit is step-free.



### Ride Restrictions

---

- No standing at anytime
- No umbrellas, cameras or loose items
- No eating, drinking or smoking
- No flash photography
- Shirts and shoes must be worn at all times
- Each submarine accomodates fourteen guests, loading combinations apply
- Guests must be able to transfer in and out of the ride unit either on their own or with the assistance of their carer
- Guests under the height of 1.2m must be accompanied by a responsible person at least 16 years of age
- Guests are required to sit upright with or without the assistance of a guardian or carer

# Haunted House Monster Party

## LEGO® City

Queue access: **Lift**  
Ride transfer: **Ground level**

### Step Free Ride Access









Ride Access Pass & Wheelchair access is via the right-hand queue line at the main entrance. Guests will be batched into a lane before entering the ride building. To access the ride, guests can use either the stairs (20 steps) or a wheelchair lift. To use the lift, speak to staff; it's located through a second set of doors to the left of the stairs. Note: The lift has a 400kg weight limit, and mobility scooters are not permitted. Follow the lift instructions above the call button.

After using the lift, guests will enter a pre-show area where staff will assist. Guests are restrained by an automatic lap bar and must be able to sit upright without assistance. The ride features multiple sensory elements, including flashing and strobe lighting. It may not be suitable for those with motion sickness.

At the end, lap bars release, and guests using stairs will exit on the opposite side of the ride. Guests who used the lift should remain seated until others have offloaded, then return via the lift with their mobility aids.



### Ride Restrictions

-  No standing at anytime
-  No umbrellas, cameras or loose items
-  No eating, drinking or smoking
-  No children on laps
-  Guests must be a minimum height of 90cm to ride
-  Shirts and shoes must be worn at all times
-  There must be an adult seated at the end of each row. This ride seats 76 guests. each bench accommodated up to 4 guests with 38 guests each side of the gondola
- Guests must be able to transfer in and out of the ride unit either on their own or with the assistance of their carer
- Guests are required to hold on to handles/handrails, lap bars and brace against ride forces
- Guests under the height of 1.2m must be accompanied by a responsible person at least 16 years of age
- Guests are required to sit upright with or without the assistance of a guardian or carer
-  This ride is not recommended for guests with; back & neck problems, heart conditions, high blood pressure, broken limbs or pregnant guests



# Hydra's Challenge

## LEGO® Mythica

Queue access: **Ground level**  
Ride transfer: **Below ground**

### Step Free Ride Access

---

Ride Access Pass & Wheelchair access is via the entrance under the main archway on the right-hand side. There is no step-free access, and wheelchairs must be left at the top of the ramp. Access to the ride involves a walkway and 15 steps to the platform.

The ride unit is a standing pod with handrails and a steering wheel, accommodating up to 2 guests (maximum 1 adult per pod). Guests must transfer into the pod with or without assistance. A metal bridge lowers when the ride is stationary, and there is a step down into the pod. Wheelchairs cannot be brought onto the platform.

Guests must be able to stand for the ride and brace against ride forces. There are no restraints, but a safety bar is lowered once inside the pod. The ride is passenger-controlled via a steering wheel to adjust speed. After the ride stops, the ramp will lower, and guests can exit via the stairs (15 steps) to the exit platform.



### Ride Restrictions

---

No umbrellas, cameras or loose items

No eating, drinking or smoking

No children on laps

Guest must remain standing at all times

Guests must be a minimum height of 1.0m to ride

Shirts and shoes must be worn at all times

Each pod accommodates a maximum of two guests, maximum of one adult per pod.

Guests must be able to transfer in and out of the ride unit either on their own or with the assistance of their carer

Guests are required to hold on to handles/handrails, lap bars and brace against ride forces

Guests under the height of 1.3m must be accompanied by a responsible person at least 16 years of age

Adults must ride behind children in the pod

This ride is not recommended for guests with; back & neck problems, heart conditions, high blood pressure, broken limbs or pregnant guests

# Fire and Ice Freefall

## LEGO® Mythica

Queue access: **Ground level**  
Ride transfer: **Above ground**

### Step Free Ride Access

---

Ride Access Pass and wheelchair users enter via the step-free exit, located to the left of the attraction. The ride unit is a ground-level seat with no steps required. Guests can bring wheelchairs to the boarding point but must transfer into the seat with or without a carer's assistance. Wheelchairs must then be stored away from the ride area during the cycle.

Restraint is via a lap bar pulled down from above, locking at a specific point, which may not suit larger guests. Guests must sit upright and brace against ride forces independently. The ride has no sensory elements or interactive controls. Viewing the ride in motion is recommended to assess suitability.

At the end of the ride, restraints unlock automatically. Guests exit to the left side of the booth and retrieve mobility aids as needed. The exit pathway is step-free.



### Ride Restrictions

---

- No standing at anytime
- No umbrellas, cameras or loose items
- No eating, drinking or smoking
- No children on laps
- Guests must be a minimum height of 1.0m to ride
- Shirts and shoes must be worn at all times
- Each seat accommodates one guest
- Guests must be able to transfer in and out of the ride unit either on their own or with the assistance of their carer
- Guests are required to hold on to handles/handrails, lap bars and brace against ride forces
- Guests under the height of 1.2m must be accompanied by a responsible person at least 16 years of age
- Guests are required to sit upright with or without the assistance of a guardian or carer
- This ride is not recommended for guests with; back & neck problems, heart conditions, high blood pressure, broken limbs or pregnant guests

# Flight of the Sky Lion

## LEGO® Mythica

Queue access: **Ground level**  
Ride transfer: **Above ground**

### Step Free Ride Access

---

Ride Access Pass & Wheelchair access is via the right-hand Reserve & Ride Entrance. All wheelchair users are directed to seats on the ground floor, which is step-free. The ride unit is a seat with a retractable seatbelt, and there is no step up or down. Guardians or carers can assist if needed. Wheelchairs can be brought to the boarding point and stored in a designated bay, with assistance from a ride host. If the bay is too small or multiple wheelchairs are in use, additional wheelchairs can be stored outside the exit doors and retrieved after the ride.

The ride features seatbelt restraints, handrails, and multiple sensory elements, including loud music, strobe/flashing lighting, and motion simulation. It is not recommended for those with motion sickness or sensory sensitivities. At the end of the cycle, guests can release their seatbelt by pressing the button. Guests exit through a door opposite the entrance, with step-free access. Wheelchairs can be brought back into the ride area for assistance with exit.



### Ride Restrictions

---

No standing at anytime

No umbrellas, cameras or loose items

No eating, drinking or smoking

No children on laps

Guests must be a minimum height of 1.0m to ride

Shirts and shoes must be worn at all times

Each gondola accommodates up to 12 guests, loading combinations apply. Maximum of one guest per seat.

Guests must be able to transfer in and out of the ride unit either on their own or with the assistance of their carer

Guests are required to hold on to handles/handrails, lap bars and brace against ride forces

Guests under the height of 1.2m must be accompanied by a responsible person at least 16 years of age

Guests are required to sit upright with or without the assistance of a guardian or carer

This ride is not recommended for guests with; back & neck problems, heart conditions, high blood pressure, broken limbs or pregnant guests

# The Magical Forest

## LEGO® Mythica

Queue access: **Ground level**  
Ride transfer: **Ground level**

### Step Free Ride Access

---

This is a walk-through experience, which has lots of LEGO® MYTHICA Models. The entire attraction is wheelchair and mobility scooter accessible. Due to this, there is only one entrance which is used by all guests. This is listed as one of our queue-free attractions and so there is no Ride Access Pass entrance. Overview of sensory elements to be aware of include the following: loud noises in the tunnel, strobe lighting, mist, and noise effects from the LEGO® models.

Despite being a queue-free attraction, it is not a quiet area; this is the tunnel to enter the Magical Forest. It has sound effects which are relatively loud; and it also has light-up strobe effects. The pathways within the Mythical Forest are narrow but can still fit a standard sized mobility scooter and wheelchair. The ground is all flat and accessible.

There are LEGO MYTHICA character models throughout, which can be touched and felt. There are also interactive aspects for which you will need a phone to access. There are sound effects coming from the LEGO models and mist that comes from some of the models. There is a small hump bridge through the Magical Forest, but this is still wheelchair and mobility scooter accessible.



### Ride Restrictions

---

No eating, drinking or smoking

No running

No climbing or standing outside of undesignated areas

Shirts and shoes must be worn at all times

Children must be supervised at all times by a responsible adult at least 16 years of age

# LEGO® NINJAGO® The Ride

## LEGO® NINJAGO® World

Queue access: **Lift**  
Ride transfer: **Ground level**

### Step Free Ride Access

---

The Ride Access Pass entrance is via the Reserve & Ride queue on the left, which involves 24 steps to the ride platform. Alternatively, guests can use a wheelchair lift located at the LEGO® NINJAGO® Store, to the left of the main entrance. Follow the instructions above the call button to use the lift, which leads to the wheelchair entrance that merges with the Reserve & Ride line.

Guests will enter a training room, receive 3D glasses, and be assigned a row. Those requiring assistance or with mobility aids will be placed in the back row. Wheelchairs can be stored near the ride unit for easier transfer. The ride is interactive, with guests using their hands to activate sensors. After the ride, guests exit via stairs (49 steps), or if unable to use stairs, they can retrieve their mobility aid and use a lift to exit to the shop.



### Ride Restrictions

---

- No standing at anytime
- No umbrellas, cameras or loose items
- No eating, drinking or smoking
- No children on laps
- Shirts and shoes must be worn at all times
- Each row accommodates a maximum of four guests
- Guests must be able to transfer in and out of the ride unit either on their own or with the assistance of their carer
- Guests are required to hold on to handles/handrails, lap bars and brace against ride forces
- Guests under the height of 1.2m must be accompanied by a responsible person at least 16 years of age
- Guests are required to sit upright with or without the assistance of a guardian or carer
- This ride is not recommended for guests with; back & neck problems, heart conditions, high blood pressure, broken limbs or pregnant guests

# Destiny's Bounty

## LEGO® NINJAGO® World

Queue access: **Ground level**  
Ride transfer: **Above ground**

### Step Free Ride Access

Ride Access Pass & Wheelchair Access is via the ride exit located to the left of the ride and to the right of the Cole's Rock Climb. Access to the ride is step free. The ride unit is made up of 6 rows, accommodating up to 4 people per row. There is a maximum of 8 adults per boat. Guests transfer up 2 steps into the ride unit through a narrow entrance way. Guests can transfer with or without assistance of a guardian or carer. The unit will remain stationary whilst transferring.

Wheelchairs or mobility aids can be bought adjacent to the ride unit to ease transfer. Once transferred, any devices will need to be moved to a suitable location and remain there for the duration of the ride cycle. Please note: There is a narrow entry to the ride seat. Guests are secured by a metal lap bar covering each row which is lowered by a staff member and locked. Guests will need to brace against ride forces using this. Each row has a magnetic door that will be secured by a ride attendant prior to the ride.

There are no additional sensory elements to this ride. This ride is not suitable for people who suffer with motion sickness. At the end of the cycle, the boat will return to the same position it began in. A ride attendant will unlock the lap bars once the ride comes to a stop. Any devices can return to the ride area



### Ride Restrictions

- No standing at anytime
- No umbrellas, cameras or loose items
- No eating, drinking or smoking
- No children on laps
- Shirts and shoes must be worn at all times
- Guests must be a minimum height of 90cm to ride
- Each row accommodates a maximum of four guests. Maximum of eight adults per ride
- Guests must be able to transfer in and out of the ride unit either on their own or with the assistance of their carer
- Guests are required to hold on to handles/handrails, lap bars and brace against ride forces
- Guests under the height of 1.3m must be accompanied by a responsible person at least 16 years of age
- Guests are required to sit upright with or without the assistance of a guardian or carer
- This ride is not recommended for guests with; back & neck problems, heart conditions, high blood pressure, broken limbs or pregnant guests

# Pirate Falls: Treasure Quest

## Pirate Shores

Queue access: **Ground level**  
Ride transfer: **Below ground**

### Step Free Ride Access

---

Ride Access Pass & Wheelchair Access is via the Reserve & Ride entrance which is to the left of the main queue line. At the front of the queue line, a ride attendant will direct you towards a boat. Entry onto the ride is via a moving turntable which due to the nature of the ride cannot be stopped. Therefore transfer must happen within 30 seconds. There is a maximum of 5 people per boat. Single riders will be asked to share a boat.

Guests may get wet on this ride. The step down into the boat is 60 cm. Wheelchairs cannot be brought onto the turntable. Other mobility aids are allowed. Guests must be able to transfer into the ride unit with or without assistance. There are no restraints on this ride. Guests are asked to remain seated with hands and arms inside the boat and we advise to hold onto the handrails inside the boat for the duration of the ride.

At the end of the ride, the boat will return to the original turntable where guests must step take 1 small step up to the moving turntable and exit from the boat within 30 seconds. Guests can then follow the exit pathway. The exit pathway is step free.



### Ride Restrictions

---

No standing at anytime

No umbrellas, cameras or loose items

No eating, drinking or smoking

No children on laps

No adults to ride in front of children in the boat

Shirts and shoes must be worn at all times

Guests must be a minimum height of 1.0m to ride

Each boat accommodates a maximum of five guests and a minimum of two guests

Guests must be able to transfer in and out of the ride unit either on their own or with the assistance of their carer

Guests are required to hold on to handles/handrails, lap bars and brace against ride forces

Guests under the height of 1.3m must be accompanied by a responsible person at least 16 years of age

Guests are required to sit upright with or without the assistance of a guardian or carer

This ride is not recommended for guests with; back & neck problems, heart conditions, high blood pressure, broken limbs or pregnant guests

Due to a moving turntable, guests must be able to board and exit in 30 seconds as this cannot be stopped

# Jolly Rocker

## Pirate Shores

Queue access: **Ground level**  
Ride transfer: **Above ground**

### Step Free Ride Access

---

Ride Access Pass & Wheelchair Access is via the Reserve & Ride queue line. Guests will be met by a ride attendant who will assign them a row. They will be able to take any mobility aids up to the ride gates. Guests must transfer up 2 steps into the ride unit with or without assistance from a guardian or carer. For the duration of the ride cycle, wheelchairs and mobility aids will need to be stored in a suitable location. A ride attendant can assist with this.

The ride unit is a ship that is made up of 9 rows. Each row accommodates up to 5 guests and must have a person over the age of 16 at the end of the row. Guests are required to sit upright without assistance for the duration of the ride. Please note: There is a narrow entry to the ride seat. Guests are secured by gates at the side of the boat and lap bars that are locked for the duration of the ride cycle. Guests can use the lap bars to brace against ride forces. There are no additional sensory elements to this ride.

Once the ride has come to a complete stop the lap bars will automatically release and the gates will unlock. Guests should exit the ride the same way they entered and wheelchairs or mobility aids can be brought back into the ride area to assist with exit. The exit pathway is step free.



### Ride Restrictions

---

- No standing at anytime
- No umbrellas, cameras or loose items
- No eating, drinking or smoking
- No children on laps
- Shirts and shoes must be worn at all times
- Guests must be a minimum height of 1.0m to ride
- Guests must be able to transfer in and out of the ride unit either on their own or with the assistance of their carer
- Guests are required to hold on to handles/handrails, lap bars and brace against ride forces
- Guests under the height of 1.3m must be accompanied by a responsible person at least 16 years of age
- Guests are required to sit upright with or without the assistance of a guardian or carer
- This ride is not recommended for guests with; back & neck problems, heart conditions, high blood pressure, broken limbs or pregnant guests



# Spinning Spider

## Pirate Shores

Queue access: **Ground level**  
Ride transfer: **Above ground**

### Step Free Ride Access

---

The Ride Access Pass & Wheelchair access is through the Reserve & Ride entrance, located to the left of the main entrance. The ride is step-free, with narrow pathways between units. Guests with wheelchairs or mobility aids will be assigned a unit near the entrance. The ride units are round logs, seating up to 6 guests. Guests must transfer over a small step, with or without assistance. Wheelchairs and mobility aids can be brought to the unit area for easier transfer, but must be stored once transferred.

There is no restraint system; guests are secured by locking doors and must hold the central handrail. The unit spins, and guests control the spin by turning the handrail. The ride's forces are intense and may not be suitable for those with motion sickness. At the end of the ride, attendants will guide guests to unlock doors and exit. A small step is required to exit, but the exit pathway is step-free.



### Ride Restrictions

---

- No standing at anytime
- No umbrellas, cameras or loose items
- No eating, drinking or smoking
- No children on laps
- Shirts and shoes must be worn at all times
- Guests must be a minimum height of 90cm to ride
- Each log accommodates a maximum of six guests
- Guests must be able to transfer in and out of the ride unit either on their own or with the assistance of their carer
- Guests are required to hold on to handles/handrails, lap bars and brace against ride forces
- Guests under the height of 1.3m must be accompanied by a responsible person at least 16 years of age
- Guests are required to sit upright with or without the assistance of a guardian or carer
- This ride is not recommended for guests with; back & neck problems, heart conditions, high blood pressure, broken limbs or pregnant guests

# The Dragon Knights Kingdom

Queue access: **Lift**  
Ride transfer: **Ground level**

## Step Free Ride Access

The Dragon wheelchair access is via a lift to the right of the main entrance, which takes you to the platform level. Exit the lift, turn right, and merge with the main queue, where a ride attendant will assign a row. The Ride Access Pass entrance is through the Reserve & Ride entrance to the left, requiring guests to climb 28 steps to the platform.

Guests can bring mobility aids to the row entrance, but must transfer into the ride unit with or without assistance. Mobility aids will be stored during the ride. Children under 1.3m must sit on the left side and wear a seatbelt in addition to the lap bar. The ride includes sensory effects like flashing lights and a dark area.

At the end, lap bars will unlock. Guests exit via 28 steps or, if using the lift, return to the lift for exit and to retrieve mobility aids.



## Ride Restrictions

- No standing at anytime
- No umbrellas, cameras or loose items
- No eating, drinking or smoking
- No children on laps
- Shirts and shoes must be worn at all times
- Guests must be a minimum height of 1.0m to ride
- Each unit accommodates a maximum of two guests. Children must sit on the left hand side
- Guests must be able to transfer in and out of the ride unit either on their own or with the assistance of their carer
- Guests are required to hold on to handles/handrails, lap bars and brace against ride forces
- Guests under the height of 1.3m must be accompanied by a responsible person at least 16 years of age
- Guests are required to sit upright with or without the assistance of a guardian or carer
- This ride is not recommended for guests with; back & neck problems, heart conditions, high blood pressure, broken limbs or pregnant guests

# Dragon's Apprentice Knights Kingdom

Queue access: **Ground level**  
Ride transfer: **Ground level**

## Step Free Ride Access

---

The Ride Access Pass entrance is via the Reserve & Ride entrance (right-hand queue). Wheelchair access is through the ride exit on the right. If the Reserve & Ride entrance is not in use, please use the ride exit. Note: The entrance is not step-free, with 23 steps to the platform. Speak to staff for alternative access if needed. There are no additional sensory elements on this ride.

The ride units are boats with one bench for up to 3 guests. Access is via 3 channels. Boats will be stabilized during loading but may still rock. Wheelchairs are brought alongside the boat on the exit platform, and guests must transfer into the boat with or without assistance. Wheelchairs or mobility aids will be stored for the ride duration.

Guests may get wet. Coastguard HQ is an interactive, self-controlled ride where guests press a pedal and use a steering wheel to navigate. Staff are in the water to assist if needed. Upon returning, steer to the right channel for a step-free exit. Guests must transfer out of the boat once stabilized. Wheelchairs or mobility aids can be brought back to the platform. No restraints are used on this ride.



## Ride Restrictions

---

- No standing at anytime
- No umbrellas, cameras or loose items
- No eating, drinking or smoking
- No children on laps
- Shirts and shoes must be worn at all times
- Guests must be a minimum height of 90cm to ride
- Each train accommodates a maximum of six adults, maximum of two guests per row. Children must sit on the right hand side.
- Guests must be able to transfer in and out of the ride unit either on their own or with the assistance of their carer
- Guests are required to hold on to handles/handrails, lap bars and brace against ride forces
- Guests under the height of 1.3m must be accompanied by a responsible person at least 16 years of age
- Guests are required to sit upright with or without the assistance of a guardian or carer
- This ride is not recommended for guests with; back & neck problems, heart conditions, high blood pressure, broken limbs or pregnant guests

# Merlin's Challenge

## Knights Kingdom

Queue access: **Ground level**  
Ride transfer: **Above ground**

### Step Free Ride Access

---

Ride Access Pass & Wheelchair Access is via the Reserve & Ride entrance. Guests are able to take any mobility aids to the unit and then can transfer with or without the assistance of a guardian or carer. Once transferred any mobility aids must be moved to a suitable location. Please note: Whilst the ride has step free access, the platform has uneven surfacing.

Ride units are small carts that have a maximum of 2 guests per unit and only 1 adult per unit who must sit on the left hand side. Guests are required to sit upright without assistance for the duration of the ride. Guests are required to hold onto the lap bar and brace against ride forces. There are no additional sensory elements to this ride.

Once the ride comes to a complete stop, the lap bars will be unlocked and guests can raise them and exit towards the platform. Guests should then follow the path round to the exit which is step free.



### Ride Restrictions

---

No standing at anytime

No umbrellas, cameras or loose items

No eating, drinking or smoking

No children on laps

Shirts and shoes must be worn at all times

Guests must be a minimum height of 90cm to ride

Each unit accommodates a maximum of two guests, maximum of one adult per row. Adults must sit on the left hand side.

Guests must be able to transfer in and out of the ride unit either on their own or with the assistance of their carer

Guests are required to hold on to handles/handrails, lap bars and brace against ride forces

Guests under the height of 1.3m must be accompanied by a responsible person at least 16 years of age

Guests are required to sit upright with or without the assistance of a guardian or carer

This ride is not recommended for guests with; back & neck problems, heart conditions, high blood pressure, broken limbs or pregnant guests